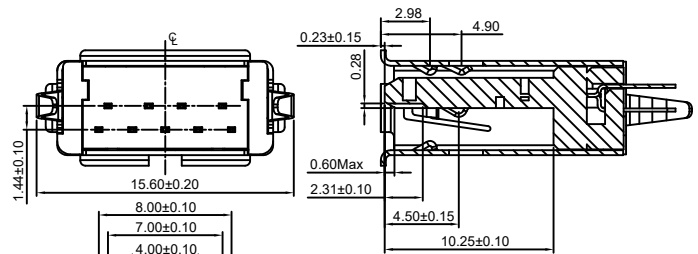
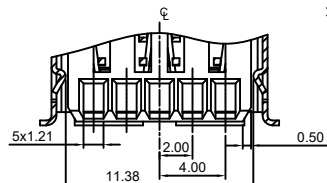
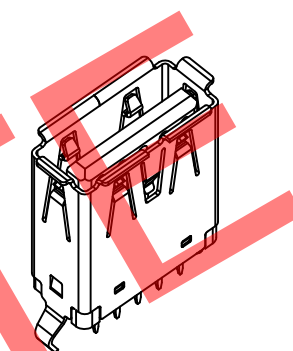


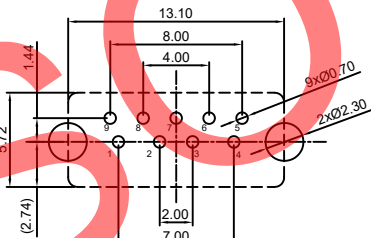
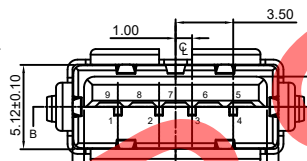
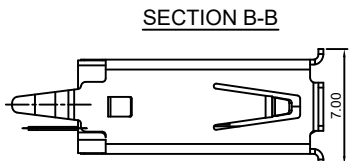
Designed to comply with physical, electrical and environmental requirements of full size USB Standard Compliance (USB3.0).



SECTION A-A



SECTION B-B



RECOMMENDED P.C.B LAYOUT  
GENERAL TOLERANCE ± 0.05  
AS VIEWED FROM COMPONENT SIDE  
Solder Area  
Component Outline

PIN	SIGNAL
1	VBUS
2	D-
3	D+
4	GND
5	StdA_SSRX-
6	StdA_SSRX+
7	GND_DRAIN
8	StdA_SSTX-
9	StdA_SSTX+
Shell	Shield

Specifications 规格:

Materials 材料:

Plastic Housing 塑胶外壳: LCP, UL 94V-0 A, 30% Glass-Filled, Blue  
Contact Terminal 接触端子: Copper Alloy 铜合金  
Metallic Shell 金属外壳: Brass

Plating 电镀:

Contact Area 接触面积: Gold 30µ"  
Contact Area Underplating 接触面积浸: 50µ" min. Nickel  
Solder Area 焊接末端: Matt Tin 50µ" min.  
Solder Area Underplating 焊接末端浸: 50µ" min. Nickel  
Metallic Shell 金属外壳: Nickel 80µ" Min.

Electrical 电气规格:

Voltage Rating 电压额定值: 100 V AC  
Current Rating 电流额定值:  
0.25A (Signal Pins 信号引脚 2,3,5,6,7,8,9)  
1.8A (Power Pins 电源接脚 1,4)

Operating Temperature 工作温度: -55°C to +85°C

Contact Resistance 接触电阻值: 30 mΩ max.

Insulating Resistance 绝缘电阻值: 1000 MΩ min.

Dielectric Withstand Voltage 耐电压: 100V AC/minute

Mechanical 机械性规格:

Mating Force 插入力: 35N max.

Unmating Force 拔出力: 10N min. initial, 8N min. after test

Durability 耐久性: 5000 Cycles

Ordering Grid

USB1085-30-B

Contact Plating  
30 = 30µ" Gold

Packing Options  
B = Tray (100 per tray)

By	AJO	AJO	AJO	AJO
DETAIL	Drawing Release	PCN USB1085-001	PCN USB1085-002	USB1085 X EOLN 20180529
REV	A	B	C	X
DATE	11/03/13	21/10/13	09/12/13	29/05/18



Tolerances (Except as noted)		Part Number:-	Date:-
Dimensions in mm		USB1085	11 MAR 13
X. ± 0.50	Angle	Description:-	
XX ± 0.38	± 2°	USB 3.0 Receptacle, Type A, Through Hole, Vertical, 9 Pin, with Kinked Shell Stakes	
X.XX ± 0.20		© THIS DRAWING IS CONFIDENTIAL AND MUST NOT BE COPIED OR DISCLOSED WITHOUT WRITTEN CONSENT	
X.XXX ± 0.10		Scale NTS	Revision X
Third Angle Projection		Drawn by AJO	Sheet No. 1/2

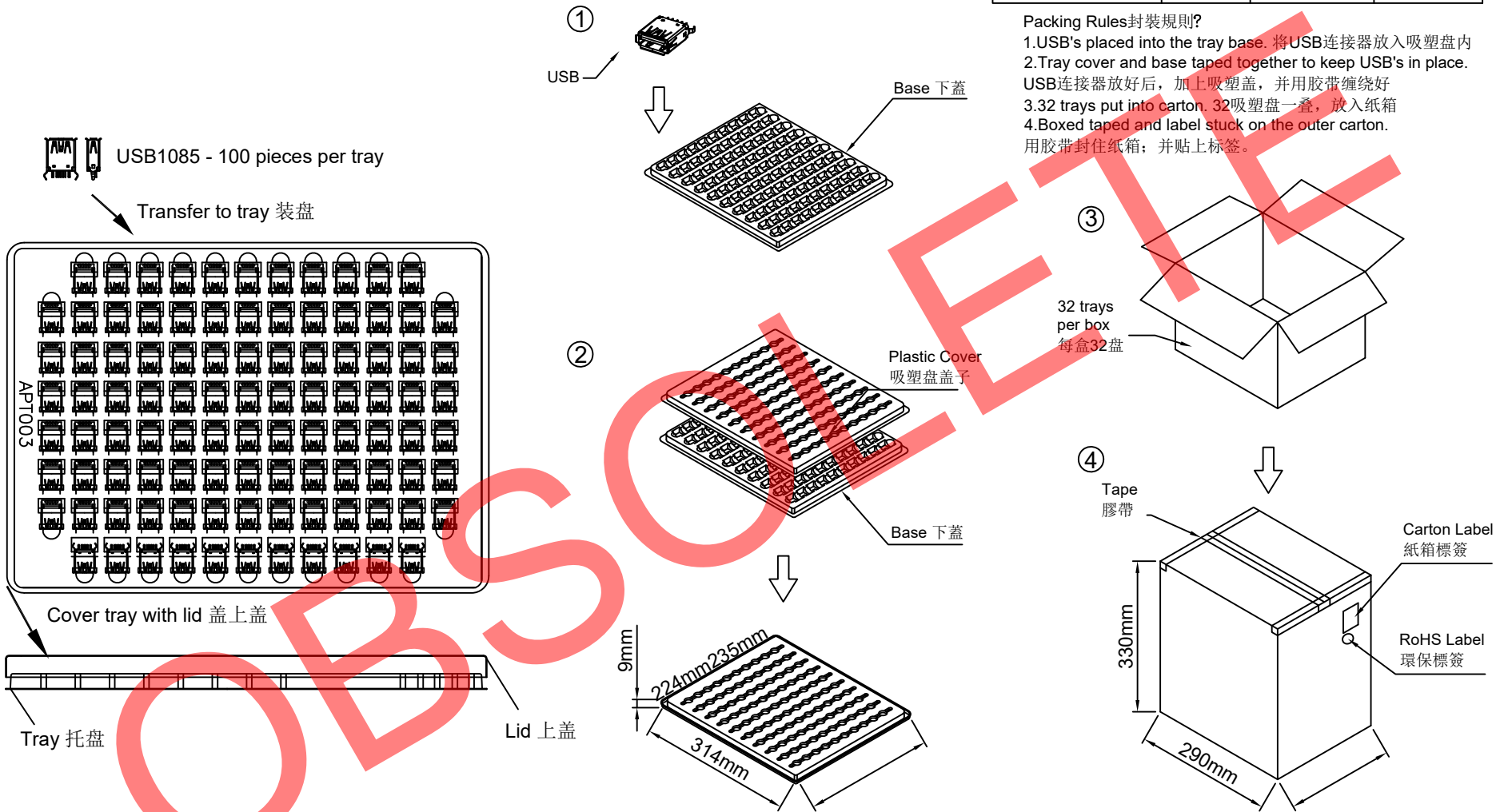


Scale NTS	Revision X	Material See Note	Drawn by AJO	Sheet No. 1/2
-----------	------------	-------------------	--------------	---------------

Products P/N	PCS/Tray	Trays/Carton	PCS/Carton
USB1085-30-B	100	32	3200

**Packing Rules 封装规则?**

1. USB's placed into the tray base. 将USB连接器放入吸塑盘内
2. Tray cover and base taped together to keep USB's in place. USB连接器放好后，加上吸塑盖，并用胶带缠绕好
3. 32 trays put into carton. 32吸塑盘一叠，放入纸箱
4. Boxed taped and label stuck on the outer carton. 用胶带封住纸箱；并贴上标签。



By	AJO	AJO	AJO	AJO
DETAIL	Drawing Release	PCN USB1085-001	PCN USB1085-002	USB1085 X EOLN 20180529
REV	A	B	C	X
DATE	11/03/13	21/10/13	09/12/13	29/05/18



Tolerances (Except as noted)		Part Number:-	Date:-
Dimensions in mm		USB1085	11 MAR 13
X. ± 0.50	Angle	Description:- USB 3.0 Receptacle, Type A, Through Hole, Vertical, 9 Pin, with Kinked Shell Stakes	
XX ± 0.38	± 2°		
X.XX ± 0.20			
XXX ± 0.10			
Third Angle Projection		© THIS DRAWING IS CONFIDENTIAL AND MUST NOT BE COPIED OR DISCLOSED WITHOUT WRITTEN CONSENT	



Scale	Revision	Material See Note	Drawn by	Sheet No.
NTS	X		AJO E & OE	2/2