

Specifications 规格:

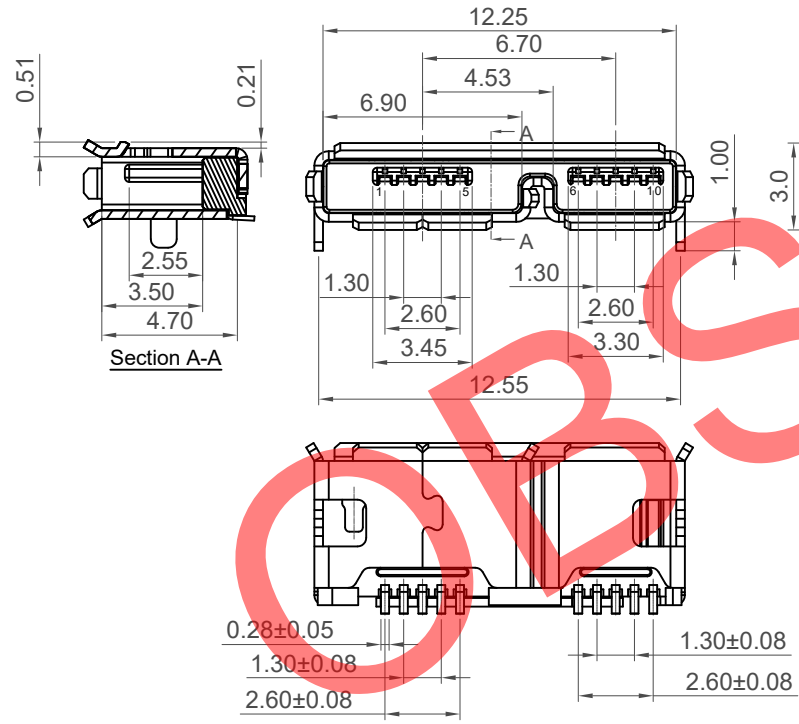
Materials 材料:
 Plastic Housing 塑胶外壳: LCP, UL94V-0, Black; LCP, UL94V-0 黑色
 Contact Terminal 接触端子: Copper Alloy 铜合金
 Metallic Shell 金属外壳: Stainless Steel 不锈钢

Finish 表面处理:
 Underplating 底层电镀: Nickel
 Plating 电镀:
 Contact Area 接触面积: 30μ" Gold
 Solder Tails 焊接末端: Gold Flash
 Metallic Shell 金属外壳: Tin

RECOMMENDED P.C.B LAYOUT
 GENERAL TOLERANCE: ±0.05
 AS VIEWED FROM COMPONENT SIDE
 Solder Area
 Component Outline

Electrical 电气规格:
 Voltage Rating 电压额定值: 30 V AC/DC
 Current Rating 电流额定值:
 Signal Pins 信号引脚 2,3,4,6,7,8,9,10 at 0.25A AC/DC
 & Power Pins 电源接脚 1,5 at 1.8A AC/DC
 Operating Temperature 工作温度: -30°C to +85°C
 Contact Resistance 接触电阻值: 30mΩ Max.
 Insulating Resistance 绝缘电阻值: 1000MΩ Min.
 Dielectric Withstand Voltage 耐电压: 100V AC/Minute

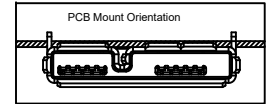
Mechanical 机械性规格:
 Mating Force 插入力: 35N Max.
 Unmating Force 拨出力: 10N Min.
 Durability 耐久性: 10000 cycles



PIN NUMBER	SIGNAL NAME	DESCRIPTION	MATING SEQUENCE
1	VBUS	Power	Second
2	D-	USB 2.0 Differential pair	Last
3	D+		
4	ID	OTG identification	
5	GND	Ground for power return	Second
6	MicA_SSRX-	SuperSpeed receiver differential pair	Last
7	MicA_SSRX+		
8	GND_DRAIN	Ground for SuperSpeed signal return	Second
9	MicA_SSTX-	SuperSpeed transmitter differential pair	Last
10	MicA_SSTX+		
Shell	Shield	Connector metal shell	First

Ordering Grid
USB3120 - **30** - **A**
Contact Plating 30 = 30μ" Gold
Packing Options A = Tape & Reel (1K per Reel)

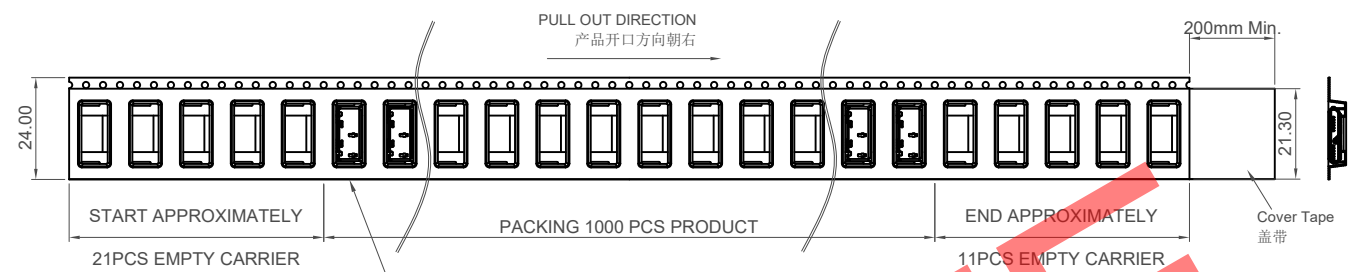
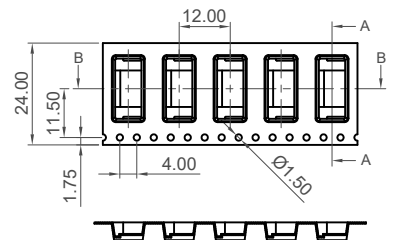
Designed to comply with physical, electrical and environmental requirements of micro USB Standard Compliance (USB3.0).



Part Number USB3120		Product Description USB 3.0 Micro Receptacle, Type AB, SMT, Horizontal, 10Pin, Bottom Mount, with Outer Shell Stakes	
Drawing Date 16th May 2011			
By CC	Tolerances (Except as Noted) Length Angle	Units: Metric (mm)	
Detail USB3120 X EOLN 20180529	X.X ± 0.3 X.XX ± 0.2 X.XXX ± 0.1	X.X° ± 2° X.XX° ± 1° X.XXX° ± 0.5°	
Revision X		3rd Angle Projection	This drawing is confidential and copyright of Global Connector Technology, Ltd (GCT). This drawing must not be copied or disclosed without written consent. E & OE
Date 29/05/18			
Not to Scale		Drawn By ASE	Sheet No. 1/2

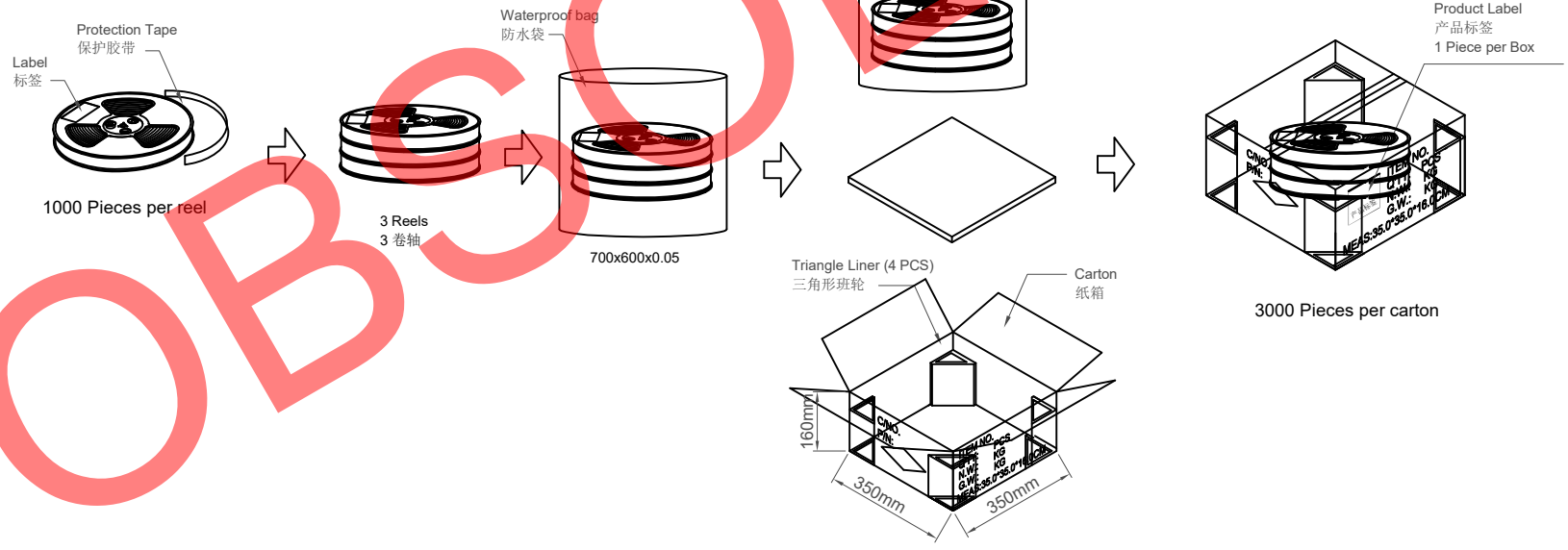
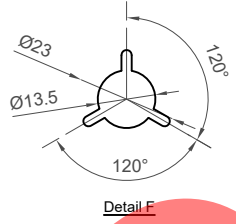
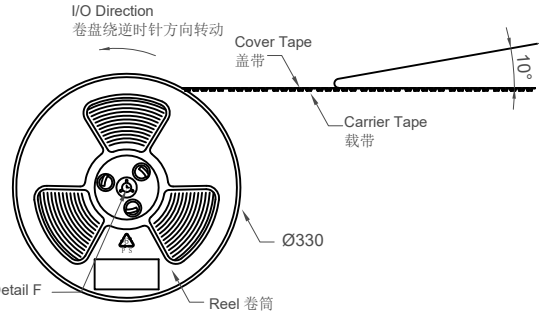


H
G
F
E
D
C
B
A



Products P/N	PCS/Reel	Reels/Carton	PCS/Carton
USB3120-30-A	1000	3	3000

Notes 注意:
 1. Peeling off force of top tape: 0.1-1.3N
 2. All dimensions in millimeters 所有尺寸均是毫米



Part Number USB3120		Product Description USB 3.0 Micro Receptacle, Type AB, SMT, Horizontal, 10Pin, Bottom Mount, with Outer Shell Stakes	
Drawing Date 16th May 2011			
By CC	Length USB3120 X EOLN 20180529	Tolerances (Except as Noted) Angle X.X ± 0.3 X.XX ± 0.2 X.XXX ± 0.1	Units: Metric (mm) RoHS COMPLIANT 2011/65/EU Daca-BDE
Revision X	Date 29/05/18	X.X° ± 2° X.XX° ± 1° X.XXX° ± 0.5°	3rd Angle Projection

GCT
www.gct.co

This drawing is confidential and copyright of Global Connector Technology, Ltd (GCT). This drawing must not be copied or disclosed without written consent. E & OE

Not to Scale	Drawn By ASE	Sheet No. 2/2
--------------	-----------------	------------------

1 2 3 4 5 6 7 8